




Manual for Teleinject TT / Tranquilizer Dart (S300VS) in Al-Cap (SG-k)




Our transmitter is shipped in a little red box, within a plastic package – written on the package is the frequency of the transmitter. Tune your receiver to that frequency. If you use a receiver in USB mode, remember that you must stay below that stated frequency.




The Transmitter is activated by removing the red rubber box. Now it is time check the transmitters frequency using all receivers which will track it. Each receiver might have an offset. Tune to the best signal and note it for all receivers.



Insert the Transmitter into the aluminum tube (SG-k) like shown on the image above. Make sure that the aerial of the transmitter is not jammed.



Attach the red stabilizer, make sure that the aerial of the transmitter is not jammed.



And you are ready to go.